



**GOLDEN PUBLIC SCHOOL**  
**TARPALLA (GURDASPUR)**

**SUMMER VACATION**



**SESSION 2021-2022**

**CLASS-2<sup>ND</sup>**



NAME - \_\_\_\_\_



---

## FOR THE PARENTS

Summer Vacations are here. A few vital suggestions are listed below to make the vacations more exciting and fruitful than ever before:

- ❖ Keep at least half an hour a day for sharing experiences with your child.
- ❖ Encourage your child to speak in English. Fix one hour in a day when you communicate with your child only in English.
- ❖ Tell your child different stories regularly and encourage him/her to describe what he/she would do in a similar situation.
- ❖ Let your child colour, draw, paint, play with water and sand etc.
- ❖ Restrict his/her television watching it to interesting children's programs cartoons films, Discovery channel etc.
- ❖ To improve the formation of letters, make your child write a page every day.
- ❖ Develop self help skills: Let your child dress and feed on his/her own.
- ❖ Make him understand the importance of cleaning his rooms and putting away toys and belongings after use.

# HAVE A NICE TIME!

# WORKSHEET 3

DATE .....


## Naming Words



Rohan



India Gate



lion





ball

Rohan, India Gate, lion and ball are **naming words**. They name a person, place, animal or thing.

- ▶ Look at the picture and write its name. One has been done for you.



dog



- ▶ Look at the pictures and fill in the blanks with naming words.



• I am a ..... I live in a .....




• I am a ..... I live in a .....



• I am a ..... I live in a .....

## Remember

Naming words are also called **nouns**.





# WORKSHEET 13

DATE .....



The ball **is** round.  
We use **is** for one thing.



The flowers **are** pretty.  
We use **are** for many things.

► Fill in the blanks with is or are.


• This **is** a car.



• The birds **are** flying.



• These ..... eggs.



• The hen ..... standing.



• The sun ..... shining.



• The trees ..... tall.




• The flower ..... beautiful.




• The boy ..... running.





► Colour the boxes with is to help Sia meet Mita. Then, colour the boxes with are to help Amit and Kunal meet Rohan and Raghav.

  
Sia

is	is	are	is	is	is	are	is
are	is	is	is	are	is	is	is
is	is	are	are	are	are	is	is
are	are	are	is	is	are	are	are

  
Mita

  
Amit      Kunal

  
Rohan      Raghav



► हर मात्रा के दो-दो शब्द लिखो—


अ		अचकन	.....	.....
आ	ा	गाजर	.....	.....
इ	ि	चिड़िया	.....	.....
ई	ी	खीर	.....	.....
उ	ु	कुरता	.....	.....
ऊ	ू	फूल	.....	.....
ऋ	ृ	वृक्ष	.....	.....
ए	े	शेर	.....	.....
ऐ	ै	थैला	.....	.....
ओ	ो	मोर	.....	.....
औ	ौ	पौधा	.....	.....







▶ गिनती शब्दों में लिखो—



▶ चित्र गिनकर उनकी संख्या शब्दों और अंकों में लिखो—




..... चार .....



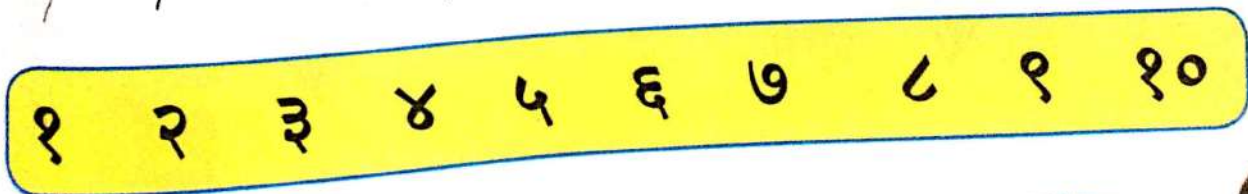
.....



.....



.....






# WORKSHEET 22 ✓

DATE .....



## Comparing Numbers

▶ This hungry snake munches the big numbers.  
Show the big numbers by putting  $>$  or  $<$ .



- 43  $\odot$  46
- 26  $\odot$  28
- 21  $\odot$  12
- 15  $\odot$  51
- 71  $\odot$  74
- 67  $\odot$  76


- 57  $\odot$  52
- 49  $\odot$  39
- 90  $\odot$  89
- 70  $\odot$  71
- 100  $\odot$  99
- 27  $\odot$  72

- 83  $\odot$  38
- 48  $\odot$  44
- 80  $\odot$  82
- 70  $\odot$  90
- 10  $\odot$  100
- 5  $\odot$  55

▶ Help Sonia put the numbers in ascending order.



36 42 39  
47 45

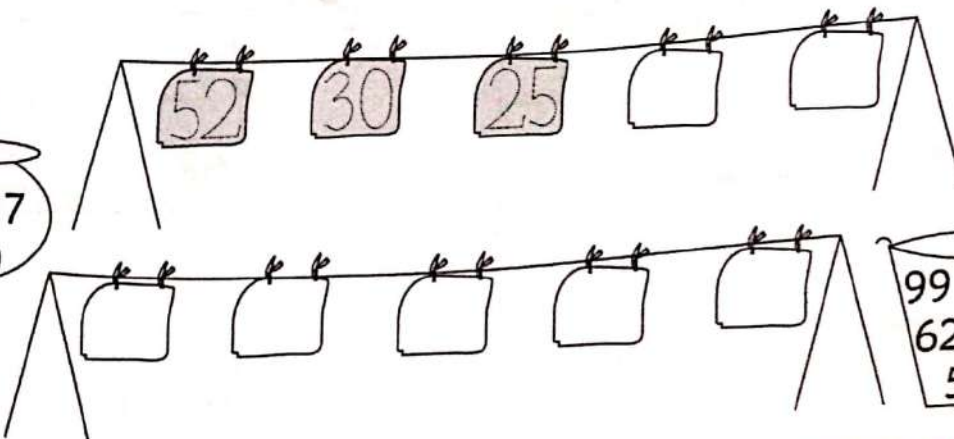


66 81  
53 97  
75

▶ Help Raju put the numbers in descending order.



52 25 17  
9 30



99 88  
62 75  
55





# WORKSHEET 24 ✓

DATE .....



Two-digit  
Addition/  
Subtraction

▶ Add the following:

$$\begin{array}{r} 32 \\ + 54 \\ \hline 86 \\ \hline \end{array}$$

$$\begin{array}{r} 58 \\ + 41 \\ \hline \\ \hline \end{array}$$

$$\begin{array}{r} 1 \\ 67 \\ + 17 \\ \hline 84 \\ \hline \end{array}$$

$$\begin{array}{r} 1 \\ 57 \\ + 14 \\ \hline 71 \\ \hline \end{array}$$

$$\begin{array}{r} 27 \\ + 64 \\ \hline \\ \hline \end{array}$$

$$\begin{array}{r} 15 \\ + 16 \\ \hline \\ \hline \end{array}$$

$$\begin{array}{r} 79 \\ + 19 \\ \hline \\ \hline \end{array}$$

$$\begin{array}{r} 50 \\ + 40 \\ \hline \\ \hline \end{array}$$

$$\begin{array}{r} 55 \\ + 22 \\ \hline \\ \hline \end{array}$$

$$\begin{array}{r} 66 \\ + 38 \\ \hline \\ \hline \end{array}$$

▶ Subtract the following:

$$\begin{array}{r} 53 \\ - 21 \\ \hline 32 \\ \hline \end{array}$$

$$\begin{array}{r} 77 \\ - 25 \\ \hline \\ \hline \end{array}$$

$$\begin{array}{r} 98 \\ - 72 \\ \hline \\ \hline \end{array}$$

$$\begin{array}{r} 56 \\ - 10 \\ \hline \\ \hline \end{array}$$

$$\begin{array}{r} 58 \\ - 47 \\ \hline \\ \hline \end{array}$$

$$\begin{array}{r} 65 \\ - 35 \\ \hline \\ \hline \end{array}$$

$$\begin{array}{r} 31 \\ 46 \\ - 28 \\ \hline 18 \\ \hline \end{array}$$

$$\begin{array}{r} 88 \\ - 77 \\ \hline \\ \hline \end{array}$$

$$\begin{array}{r} 61 \\ 73 \\ - 24 \\ \hline 49 \\ \hline \end{array}$$

$$\begin{array}{r} 34 \\ - 16 \\ \hline \\ \hline \end{array}$$





# WORKSHEET 4

DATE .....



► Fill in the blanks to learn these good habits. Use the word box.

fresh	clean	nails	teeth	nose
thumb	body	eyes	healthy	soap
ears	wash	mouth	hair	face

- ◆ Brush your **teeth** ..... twice a day.
- ◆ ..... your hands before eating your food.
- ◆ Do not pick your ..... in front of others.
- ◆ Keep your ..... clean and well-combed.
- ◆ Do not suck your .....
- ◆ Wash your hands with ..... after going to the toilet.
- ◆ Cut your ..... every week.
- ◆ Do not eat with your ..... open.
- ◆ Wash your ..... before going to bed.
- ◆ Exercise keeps your ..... fit.
- ◆ Watching too much TV is bad for your .....
- ◆ Clean your ..... with cotton buds.
- ◆ Wear ..... clothes everyday.
- ◆ ..... food is good for the body.
- ◆ Eat and drink ..... food and water.



# WORKSHEET 8

DATE .....



▶ Tick (✓) the school rules you should follow.

- Walk in a line.
- Keep your school clean.
- Make noise in the corridor.
- Respect your teachers.
- Dirty the walls.
- Talk during assembly.
- Bring all the books to school.
- Do your homework on time.
- Eat food while the teacher is teaching.
- Wear neat and clean uniform everyday.



▶ Fill in these details about your school.

## MY SCHOOL

Name: .....

Address: .....

.....

.....

Number of classes: .....

School uniform: .....

School timings: .....

Recess time: .....







## WORKSHEET -



1. ਆਪਣੇ ਸਕੂਲ ਬੈਗ ਵਿੱਚ ਰੱਖੀਆਂ ਚੀਜ਼ਾਂ ਦੇ ਵਚਨ ਬਦਲੋ —

ਇੱਕ-ਵਚਨ

ਬਹੁਵਚਨ

_____	_____
_____	_____
_____	_____
_____	_____
_____	_____



2. ਹੇਠਾਂ ਦਿੱਤੇ ਇੱਕ-ਵਚਨ ਤੇ ਬਹੁਵਚਨਾਂ ਨੂੰ ਵੱਖ-ਵੱਖ ਮਟਕਿਆਂ ਵਿੱਚ ਪਾਓ —

ਤਾਲੇ, ਨਹਿਰਾਂ, ਬਲਬ, ਕਮੇਟੀਆਂ, ਦਰਵਾਜ਼ਾ, ਮੈਨਾ, ਠੁੰਹਾਂ, ਖੀਰ

ਇੱਕ-ਵਚਨ

ਬਹੁਵਚਨ

\_\_\_\_\_

\_\_\_\_\_

\_\_\_\_\_

\_\_\_\_\_

\_\_\_\_\_

\_\_\_\_\_

\_\_\_\_\_

\_\_\_\_\_

\_\_\_\_\_

\_\_\_\_\_



1. ਆਪਣੇ ਮਿੱਤਰ / ਸਹੇਲੀ ਦੇ ਕੋਈ ਚਾਰ ਗੁਣ-ਅੰਗੁਣ ਲਿਖੋ —

ਗੁਣ —

---

---

---

---

ਅੰਗੁਣ —

---

---

---

---



2. ਚਿੱਤਰ ਨੂੰ ਵੇਖ ਕੇ ਕੋਈ ਪੰਜ ਵਿਰੋਧੀ ਸ਼ਬਦ ਲਿਖੋ —

---

---

---

---

---





# Reasoning Worksheet-1

A. Match each child to his or her shadow.

1



2



3



4



5



a



b



c



d



e







# Reasoning Worksheet-4

A. Tick (✓) one option from column 'B' to complete the pattern.

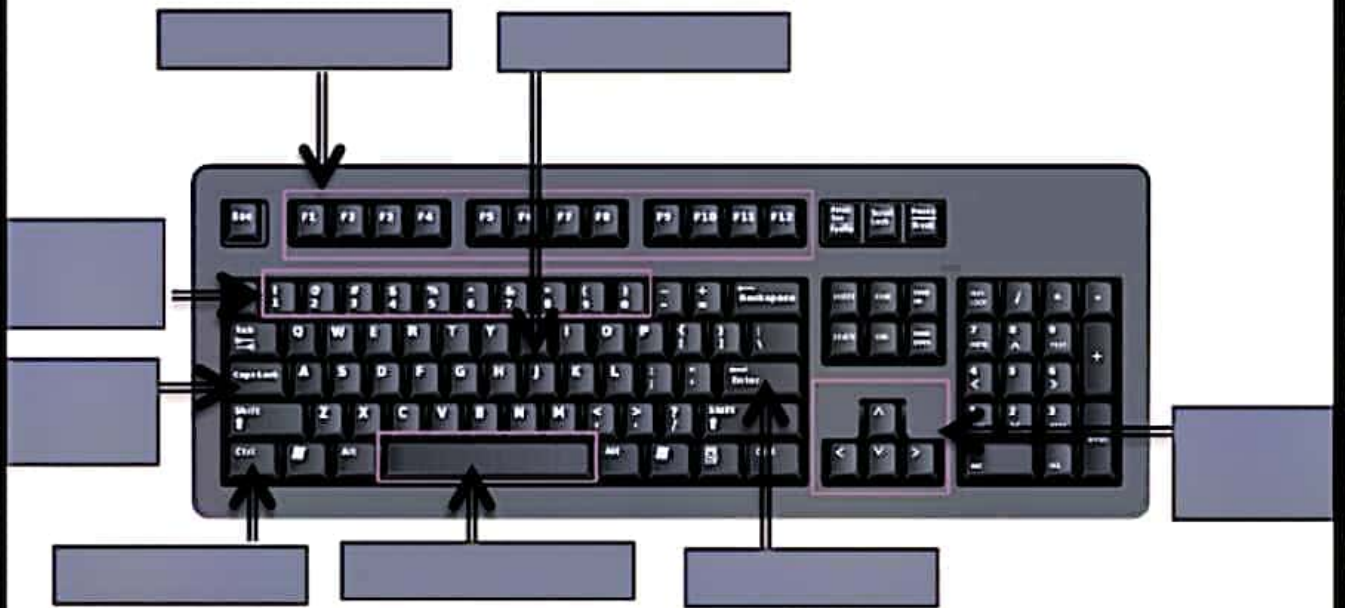
A

B





Drag and pull the correct word to the picture



Number keys

FUNCTION KEYS

ARROW KEYS

SPACE BAR KEY

CAPS LOCK KEY

ALPHABET KEYS

ENTER KEY

CONTROL KEY

B. Guess the places where computers are used.

1. Teachers use computer in

s	c		o	o		s
---	---	--	---	---	--	---

2. Officers use computers in

O	F		I		E	S
---	---	--	---	--	---	---

3. Doctors use computers in

H		S	P		T		L	s
---	--	---	---	--	---	--	---	---

4. Bankers use computers in

B	A		K	S
---	---	--	---	---

5. Shopkeepers use computers in

M		L		S
---	--	---	--	---




## ART & CRAFT

A) Make a picture of Fox and colour it (use crayon colours)



**B) Make a picture of fish and colour it.**





## ART & CRAFT

A) Make a hand fan ( use colorful papers)



## ACTIVITIES

**ENGLISH**

Draw the pictures of any five pet animals and write their name on your notebook.

**E.V.S**

Collect leaves of different trees and paste them on your notebook.

**MATH**

Draw the shapes of different coins and rupees on your notebook.

**G.K**

Write the names of your favourite five fruits and vegetables along with their pictures.

**COMPUTER**

Draw three input and three output devices on your notebook.

**HINDI**

अपनी समय सारिणी बनाये और उसे तैयार कर अपनी कापी पर लगाए।

**PUNJABI**

ਦਸ ਗੁਰੂਆਂ ਦੇ ਨਾਂ ਆਪਣੀ ਕਾਪੀ ਤੇ ਲਿਖੋ।





Enjoy  
Summer  
Holiday